

**TECHNICAL
INFORMATION**

In the interest of continuing product improvement,
we reserve the right to change models,
specifications, and/or features without prejudice.

PROJECT: _____
 LOCATION: _____
 ARCHITECT: _____
 ENGINEER: _____
 CONTRACTOR: _____
 DATE: _____ SALES ENGINEER: _____

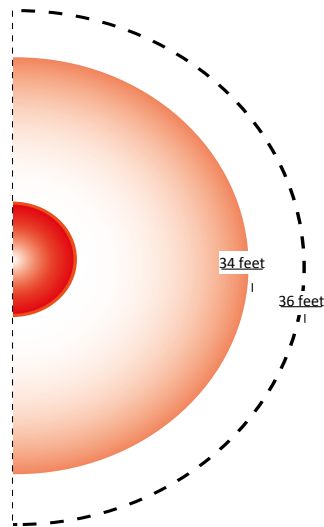
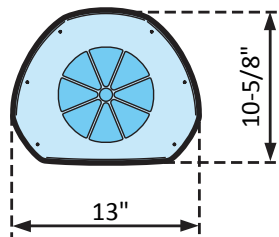
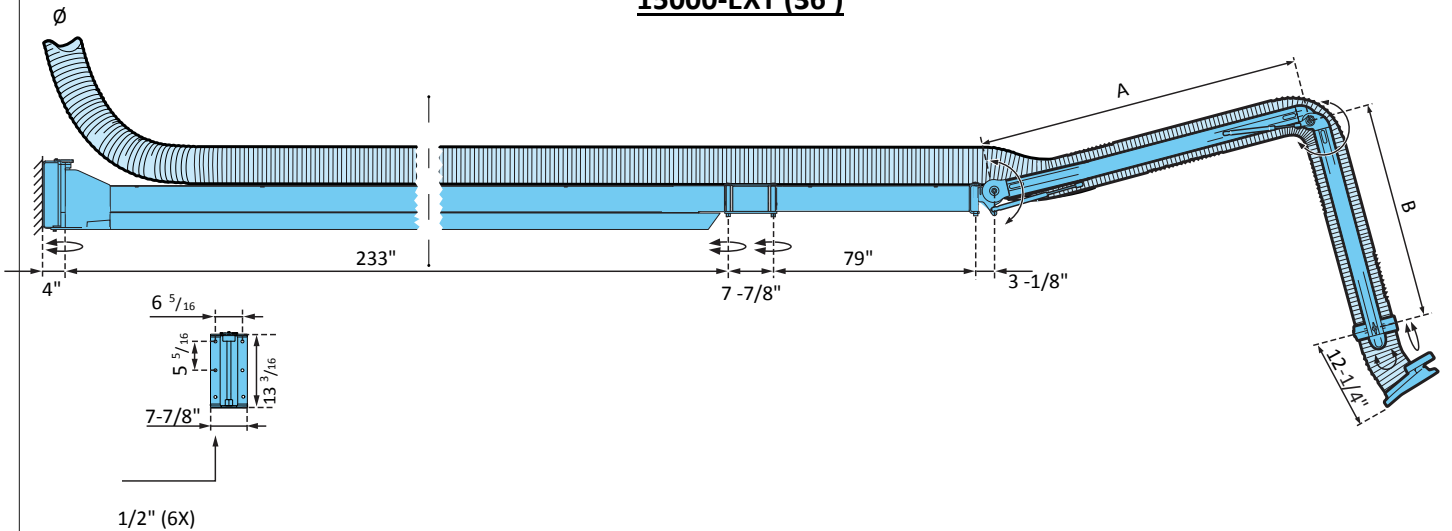
www.monoxivent.com

info@monoxivent.com

309-794-1000

Page: WSC-14H

15000-EXT (36')



- Working radius*
- Non-working area
- Max. radius

<u>Model</u>	<u>A</u>	<u>B</u>	<u>Work Radius</u>	<u>Max Radius</u>
15364-EXT	57"	39"	406"*	432"
15365-EXT	57"	39"	406"*	432"
15366-EXT	57"	39"	406"*	432"
15368-EXT	57"	39"	406"*	432"

* At a mounting height of 8 feet 3 inches and a working height of 30 inches.

Nozzle: Injection molded in with hood plate in anodized aluminum.

Hose: Hose of dark-blue PE-coated polyamide fabric rated to 215 degrees F.

Other options available (chemical & abrasion resistant) - please consult factory

Optional light kit or fan/damper switch available.