


MONOXIVENT®

Source Capture Systems

PORTABLE FILTER UNITS PRODUCT OVERVIEW



ELIMINATE TOXIC FUMES IN YOUR WORKPLACE

Protecting your workplace environment from noxious fumes and particulates is a major concern. Monoxivent has been providing smart and innovative air cleaning solutions for customers since 1953. Monoxivent has the experience you need.

1306 Mill Street
Rock Island, Illinois 61201
877.608.4383
www.monoxivent.com
info@monoxivent.com

Portable Units • Welding Source Capture



PCFS - Portable Cartridge Filter Systems

OVERVIEW:

Portable Filtration Units are offered in both cartridge and HEPA filter configurations. A variety of media options are available for both. Our fume arms may be added to these units for source capture applications.

Typical applications, for these units, are welding/maintenance shops, school shop environments, and other locations where a permanently installed system is not practical.

FEATURES:

- Offered in both cartridge and HEPA filter configurations
- 7' and 10' arm lengths available
- Optional filters available
- Plugs into standard 120-volt outlet, supplied with 25', 12-gauge, 3-wire cord with ground plug
- Available less arm for duct connection
- Heavy Gauge Steel Cabinet
- Baked enamel finish
- Internal air distribution - baffle - spreads dirty air evenly across filter
- Dirty air chamber, clean air chamber, doors sealed air tight
- 5" hard rubber ball casters with foot brakes
- Control panel includes: On/Off rocker switch, On/Off indicator light, Filter indicator light, operation hours counter

BENEFITS:

- Small footprint
- Easily transported
- Discharges clean air back into workspace

APPLICATIONS:

- Welding/Maintenance Shops, School Shop Environments, Anywhere a Fixed Filtering System is Not Practical

PHS • PCFS TECHNICAL DATA

Motor:
1.5 HP, 1 PH, 3450 RPM

Fan:
750 CFM Actual

Weight PCFS:
Cabinet less arm - 360 lbs.

Weight PHS:
Cabinet less arm - 300 lbs.

Cabinet:
18-gauge steel with Epoxy powder coating

Wheels:
4 Casters, 5" diameter, with locking feature

Voltage:
115/120/1 Pre-wired power cord

AMP Draw:
Start-up requires 13 AMPS - Minimum 20 AMP Service

Filter Monitor Lights:
Standard on all units

Portable Units • Welding Source Capture

* Available with 7' or 10' Arm (shown below); Also Available without Arm for Fixed Station or Hard Duct

HEPA SYSTEMS • THE PHS

APPLICATIONS - Welding, Soldering, Brazing, Light Oil Mist, Fumes


MODELS:

PHS-7/PHS-10	7' or 10' Arm, 1.5-HP/1-PH Blower, Poly Pre-Filter, 24x24x12 HEPA Filter
PHS	1.5-HP/1-PH Blower, Poly Pre-Filter, 24x24x12 HEPA Filter

The PHS features a portable design (26"x26"), while maintaining a high CFM. When floor space is at a premium and performance is in demand, the PHS meets the challenge!

The system is shipped assembled and ready to use. The PHS is available with a 7' or 10' arm, or without an arm for fixed station or hard duct.

The PHS is supplied with a 24"x24"x2" poly pre-filter (#1) and with a 24"x24"x12" HEPA filter (#3). The HEPA is a 99.97% filter. An optional 24"x24"x2" carbon filter is also available (#2). Accessing the filters is easy with a hinged door on the front and pull-out trays.



CARTRIDGE SYSTEMS • THE PCFS

APPLICATIONS - Welding, Dust, Powder, Grinding

MODELS:

PCFS-7/PCFS-10	7' or 10' Arm, 1.5-HP/1-PH Blower, CF Stand, Clean-out Tray, Manual Air Cleaning Plenum
PCFS	1.5-HP/1-PH Blower, CF Stand, Clean-out Tray, Manual Air Cleaning Plenum

The PCFS utilizes a multi-purpose cartridge filter.

The unit is compact and user-friendly, while offering a high CFM and easy positioning of the arm and hood.

The foot print is just 27" square - perfect for tight confines.


Swivel wheels and an easy push handle are an added benefit. The unit ships assembled and ready for use!

The PCFS is supplied with a unique sealed manual air pulse cleaning system (photos, at lower right).

Simply swing open the air plenum, to access the door, and the inside of the cartridge filter is accessible. For cleaning, use shop air - with an air wand. The cleaning procedure requires no pulse valves or electrical components, thus preventing needless failures. The unit is supplied with a filter monitor light.

The standard filter is a 12" x 24" polyester/cellulose media.

Optional cartridge filters available include: 12" x 24" flame retardant media or a 12" x 24" special coated filter for moisture/light oil applications. The unit is supplied with an access door for easy filter change and dust bin access.



Portable Units • Welding Source Capture



Portable Filter Unit-
Down Draft Table

OVERVIEW:

Dirty air is extracted and directed into the filter unit through the perforated downdraft grate. The particulate and/or fumes are removed from the airstream during a multi stage filtering process and the cleaned air returns to the work space through a discharge grille located at the rear of the unit.

FEATURES:

- Collects contaminated air and removes it from the breathing zones
- Rigid table work space
- Optional carbon filter
- Plugs into standard 120-volt outlet, supplied with 25', 12-gauge, 3-wire cord with ground plug
- Available with arm, duct or hose connection
- Heavy Gauge Steel Cabinet
- Baked enamel finish
- Internal air distribution - baffle - spreads dirty air evenly across filter
- Dirty air chamber, clean air chamber, doors sealed air tight
- 5" hard rubber ball casters with foot brakes
- Control panel includes: On/Off rocker switch, On/Off indicator light, Filter indicator light, operation hours counter

BENEFITS:

- Small footprint
- Easily transported
- Discharges clean air back into workspace

APPLICATIONS:

- Welding/Maintenance Shops, School
- Soldering Applications
- School Welding Booths
- Grinding Applications

PORTABLE FILTER UNIT • DOWN DRAFT TABLE

Motor:
1.5 HP, 1 PH, 3450 RPM

Fan:
750 CFM Actual

Weight: 265 lbs.

Cabinet:
18-gauge steel with Epoxy powder coating

Wheels:
4 Casters, 3" diameter, with locking feature

Voltage:
115/120/1 Pre-wired power cord

AMP Draw:
Start-up requires 13 AMPS - Minimum 20 AMP Service

Filter Monitor Lights:
Standard on all units

Portable Units • Welding Source Capture

Portable Filter Unit • Downdraft Work Station


APPLICATIONS - Welding, Soldering, Brazing, Light Oil Mist, Fumes

MODEL:

FILTOO-WT - Filtoo Portable Capture System with Work Table HEPA Filter, Pre-Filters

The Filtoo is a mobile filter unit that can be used for many applications requiring the filtration of fumes, dust, and even gases. The polluted air is extracted and directed into the filter unit through a perforated metal downdraft table. The offending dust, fumes and/or particulate are removed from the airstream through several stages of filtration and the clean air is then returned to the work space. The Filtoo is a plug and play system that is ready for operation. It is only necessary to connect the intake elements before commissioning the unit

The Filtoo features robust and solid construction. The housing is constructed of heavy gauge steel and powder coated inside and out for durability. The filter elements are accessible via a maintenance access door. The unit is equipped with multi stage filtration to cover wide range of dusts, fumes and particulate.



Portable Filter Unit • With Arm

APPLICATIONS - Welding, Soldering, Brazing, Light Oil Mist, Fumes

MODEL:

FILTOO-ARM - Filtoo Portable Capture System with 10' Arm, HEPA Filter, Pre-Filters

The Filtoo mobile filter unit provides a reasonable source capture option for light industrial and soldering applications. The polluted air is extracted and directed into the filter unit through a polycarbonate hood attached to 10 foot of hose with internal structure. The offending dust, fumes and/or particulate are removed from the airstream through several stages of filtration and the clean air is then returned to the work space. The Filtoo is a plug and play system that is ready for operation. It is only necessary to connect the intake elements before commissioning the unit

The Filtoo features robust and solid construction. The housing is constructed of heavy gauge steel and powder coated inside and out for durability. The filter elements are accessible via a maintenance access door. The unit is equipped with multi stage filtration to cover wide range of dusts, fumes and particulate.

